

University of Illinois Motorcycle Rider Program



Cycle Rider Safety Training Program (CRSTP)

- **Program began in 1976 due to the enactment of Public Act 82-649**
- **Funding for the CRSTP comes from 27% of motorcycle license plate registration fees and \$5 from Illinois “M” endorsements**
- **Allows for motorcycle safety training courses**

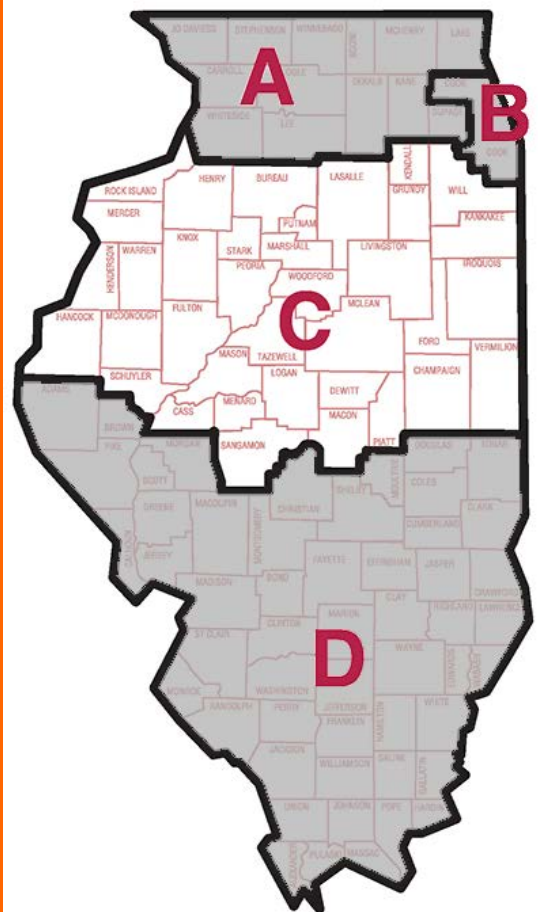
Funding Source and Partners



- **Illinois Department of Transportation (IDOT), Division of Traffic Safety**
- **Curriculum is provided through the Motorcycle Safety Foundation (MSF)**
 - **Founded in 1973 and sponsored by motorcycle manufacturers**



4 Regional Training Centers



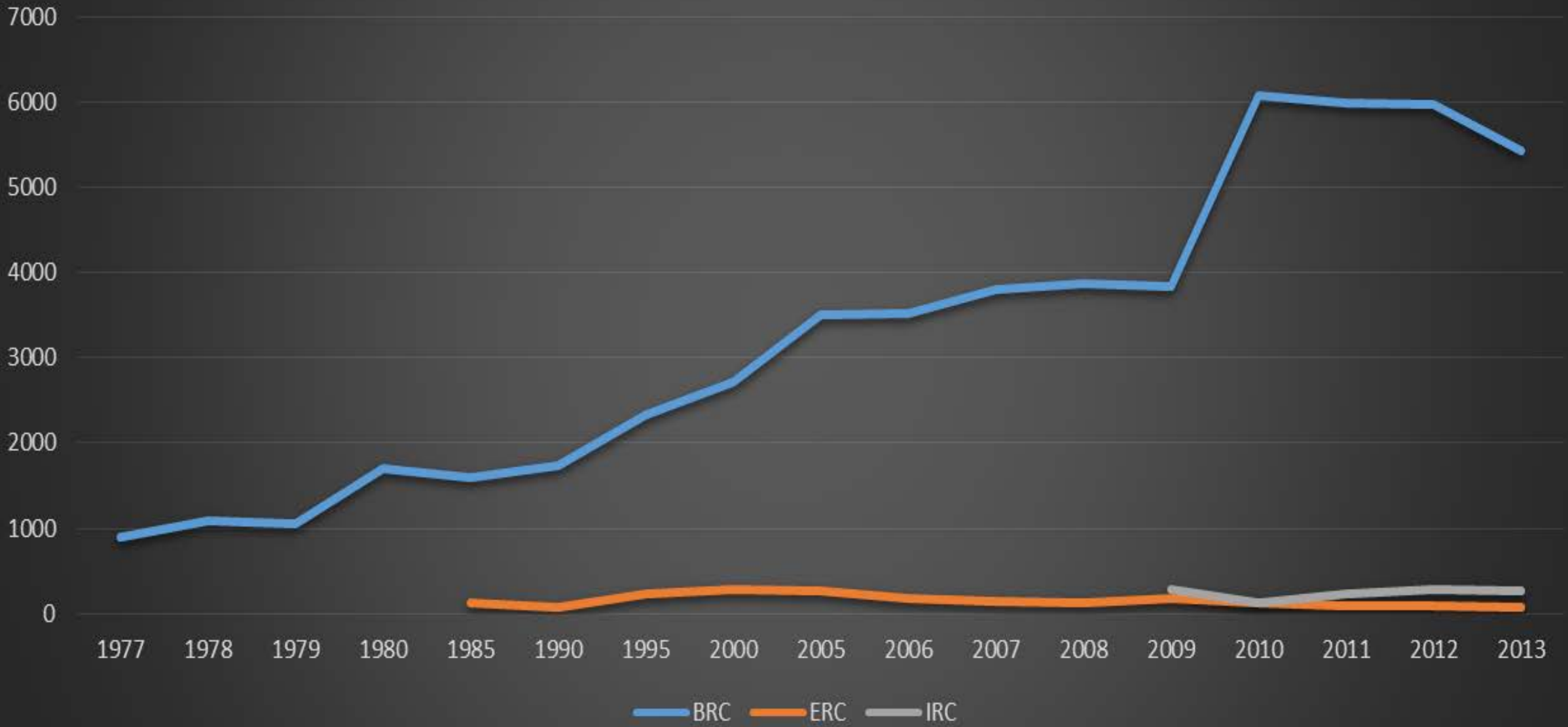
- **A-Northern Illinois University**
 - 12 Counties
- **B-Harper College**
 - Cook County
- **C-University of Illinois**
 - 37 Counties
- **D-Southern Illinois University**
 - 52 Counties

University of Illinois training numbers



- **Since 1977, the University of Illinois Motorcycle Rider Program has taught over 53,484 students**
- **Since 2000, the program has increased training over 50%**
- **2014 was a transitional year with a redistricting of regional centers**
- **U of I region went from an 8 county region, to a 37 county region**

University of Illinois Training Totals 1977-2013



Course Offerings



- **Basic RiderCourse (BRC)**
- **Intermediate RiderCourse (IRC)**
- **Experienced RiderCourse (BRC2)**
- **Advanced RiderCourse (ARC)**
- **Sidecar/Trike Education Program (S/TEP)**
- **Instructor Preparation Course (IP)**

Basic RiderCourse (BRC)

- Offered to any Illinois resident who is 16+
- Those 18+ who successfully complete are issued completion card which acts as “M” license waiver
- 16 and 17 year olds must successfully complete the BRC and must successfully complete SOS testing to receive “M” endorsement
- 20 hour class
 - 8 hours classroom
 - 12 hours riding instruction
- Classroom Instruction
 - Motorcycle dynamics, street strategies, proper gear
- Motorcycle and helmet provided
- 17 riding exercises
 - cornering, braking, swerving

Intermediate RiderCourse (IRC)

- **Must be 18+, have automobile license, “M/L” permit, some motorcycle knowledge and ability**
- **Meant for “re-entry or unlicensed” motorcycle riders**
- **Must be proficient in basic motorcycle skills**
- **Successful students are issued completion card which acts as “M” license waiver**
- **10 hour class**
 - **3 hours classroom**
 - **7 hours riding instruction**
- **Classroom Instruction**
 - **Motorcycle dynamics, street strategies, proper gear**
- **Motorcycle and helmet provided**
- **Advanced BRC riding exercises**
 - **Advanced cornering, braking and swerving**

Experienced Rider Course (BRC2)

- **Must have “M” endorsement, provide own licensed and insured motorcycle and must be in good running condition**
- **Recommended to have 3 years riding experience and 3,000 miles.**
- **Completion card is used at course completion**
 - **May be used to lower insurance rates**
- **8 hour class, which is all done on the riding range**
- **Extended breaks provide feedback on safe operation**
- **Very similar to BRC exercises, but are developed to a higher proficiency level**
- **9 riding exercises**
 - **Advanced cornering, braking, swerving, multiple curves, braking while in a curve**

Advance RiderCourse (ARC)



- **Must have “M” endorsement, provide own licensed and insured motorcycle, which must be in good running condition**
- **Use body position to manage traction and improve handling**
- **High challenge, low threat**
- **Originated as MSRC**
- **Opportunity to self access your riding skills, risk taking behaviors and attitudes**

Sidecar/Trike Education Program (S/TEP)

- Offered to any Illinois resident who is 16+, with a “M” endorsement
- Must provide own trike, sidecar outfit or “Can-Am” type vehicle
 - Must be licensed, insured and in good operating condition
- Successful completion of this course does NOT waive SOS requirements for obtaining a 3 wheel endorsement
- One day (8 hour) course
- Course addresses basic setup, emergency braking, swerving, weight shifting, steering reversion and managing wheel loft.

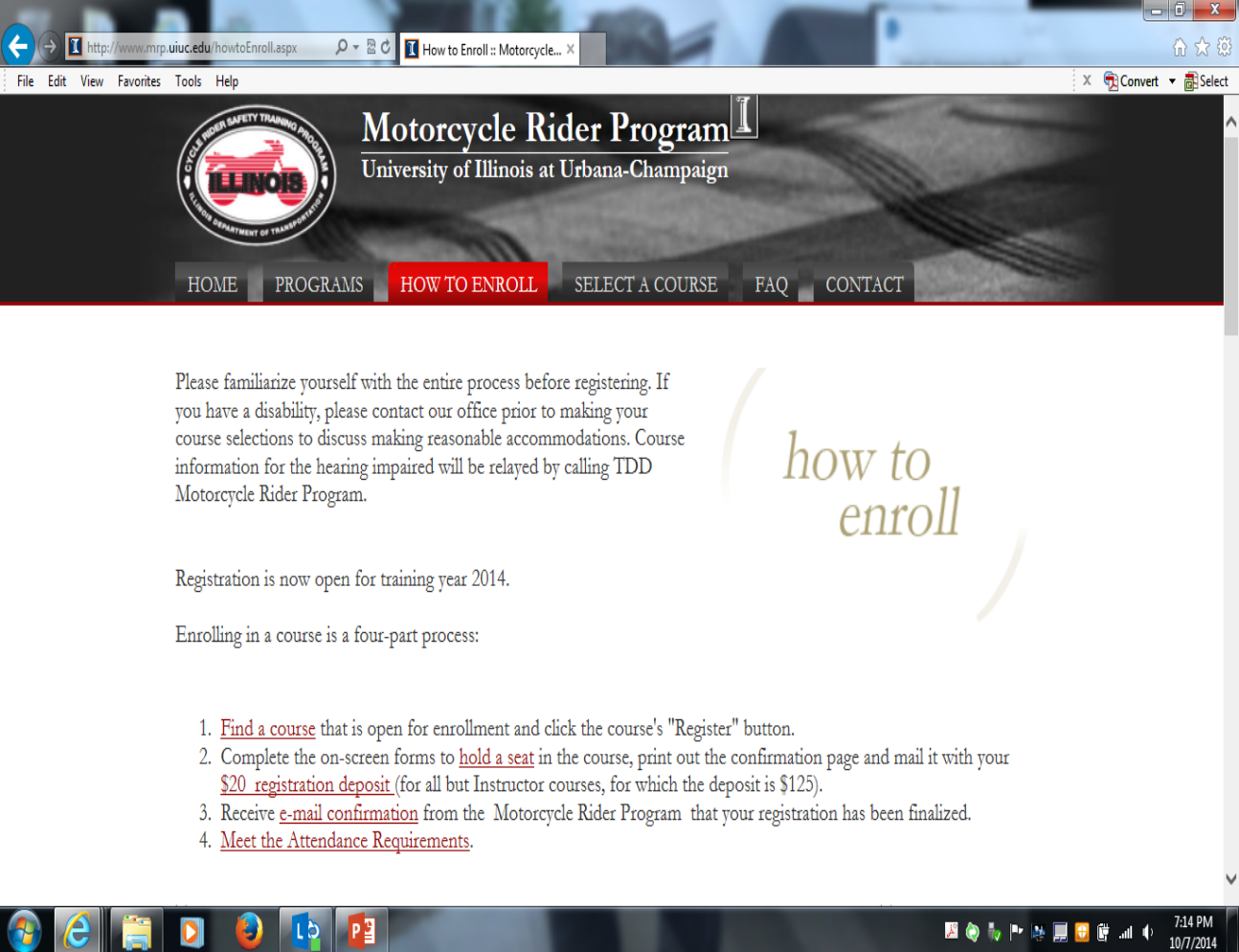


Instructor Preparation Course (IP)

- **Must be 18+ with excellent written and communication skills**
- **Must have a valid Illinois drivers license with an “M” endorsement and exceptional driving record**
- **Must have excellent social skills and a strong interest in helping others learn**
- **80 hours of intensive classroom and riding instruction**
- **Riding skills test to demonstrate excellent riding proficiency**
- **Written knowledge test covering the novice course curriculum and other highway safety issues**
- **Successfully complete student teaching assignments**
- **\$125 registration fee (refundable)**

For more information...

- **For more information regarding registering for courses:**
 - www.mrp.illinois.edu
- **Questions regarding today's materials:**
 - **Erik Hanks, Assistant Coordinator**
 - ebhanks@illinois.edu



The screenshot shows a web browser window displaying the "Motorcycle Rider Program" website for the University of Illinois at Urbana-Champaign. The page is titled "How to Enroll" and features a navigation menu with options: HOME, PROGRAMS, HOW TO ENROLL (highlighted), SELECT A COURSE, FAQ, and CONTACT. The main content area includes a paragraph of text, a "how to enroll" graphic, and a list of four steps for the enrollment process.

Motorcycle Rider Program
University of Illinois at Urbana-Champaign

HOME PROGRAMS **HOW TO ENROLL** SELECT A COURSE FAQ CONTACT

Please familiarize yourself with the entire process before registering. If you have a disability, please contact our office prior to making your course selections to discuss making reasonable accommodations. Course information for the hearing impaired will be relayed by calling TDD Motorcycle Rider Program.

Registration is now open for training year 2014.

Enrolling in a course is a four-part process:

1. [Find a course](#) that is open for enrollment and click the course's "Register" button.
2. Complete the on-screen forms to [hold a seat](#) in the course, print out the confirmation page and mail it with your [\\$20 registration deposit](#) (for all but Instructor courses, for which the deposit is \$125).
3. Receive [e-mail confirmation](#) from the Motorcycle Rider Program that your registration has been finalized.
4. [Meet the Attendance Requirements](#).

how to enroll

7:14 PM
10/7/2014